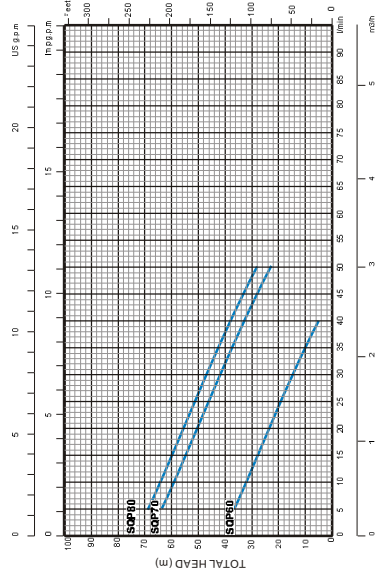
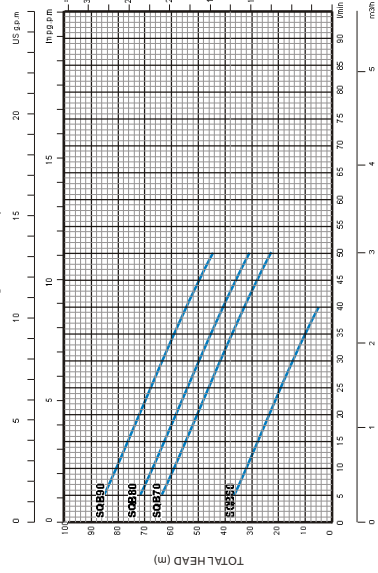


Peripheral electric pumps suitable for applications requiring high pressures in relation to moderate capacities and outputs. Cast Iron PUMPBODY & BRACKET, stamped Brass alloy IMPELLER, Carbon Steel or Stainless Steel Shaft, ceramic-graphite MECHANICAL SEAL, C-steel, self-ventilated induction ELECTRIC MOTOR, Insulation Class F, IP-44 Protection, Standard Supply with 230V - 50Hz Single phase with built-in thermal protection. Other voltage & frequency are available based on requirement.



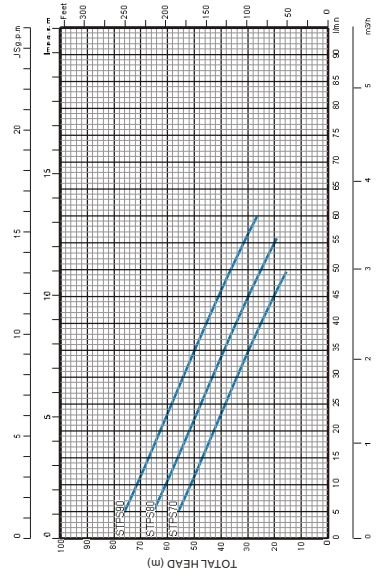
Series SQP

Code	Pompa Pump	Forp	HP CV	KW KW	Motor	Aspirazione Mandata Suction Delivery	Prestazioni Performance Flow Rate Q (l/min)	Performance H (m)	Peso Weight (kg)
SQ100007	SQP60		0.50	0.37	230M	1/1	5-40	35-3	5.8
SQ100008	SQP70		0.75	0.55	230M	1/1	5-55	52-4	8.8
SQ100009	SQP80		1.00	0.75	230M	1/1	5-60	69-4	9.5



Series SCB

Code	Pompa Pump	Forp	HP CV	KW KW	Motor	Aspirazione Mandata Suction Delivery	Prestazioni Performance Flow Rate Q (l/min)	Performance H (m)	Peso Weight (kg)
SC100001	SCB60		0.50	0.37	230M	1/1	5-40	35-3	5.8
SC100002	SCB70		0.75	0.55	230M	1/1	5-55	52-4	8.8
SC100003	SCB80		1.00	0.75	230M	1.5/1.5	5-60	69-4	9.5
SC100004	SCB90		1.50	1.10	230M	1.5/1.5	5-80	84-4	17.0



Series STPS

Code	Pompa Pump	Forp	HP CV	KW KW	Motor	Aspirazione Mandata Suction Delivery	Prestazioni Performance Flow Rate Q (l/min)	Performance H (m)	Peso Weight (kg)
ST100010	STPS70		0.75	0.55	230M	1/1	5-50	55-10	8.7
ST100011	STPS80		1.00	0.75	230M	1/1	5-60	65-10	10.8
ST100012	STPS90		1.50	1.10	230M	1.5/1.5	5-70	77-10	18.0