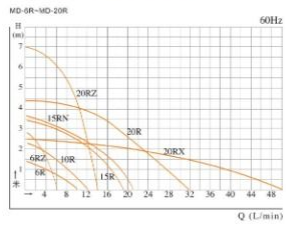
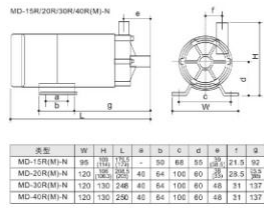
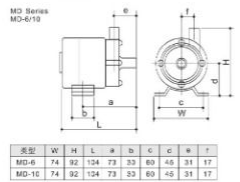


MAGNET PUMP

> PERFORMANCE CURVE



> DIMENSIONS

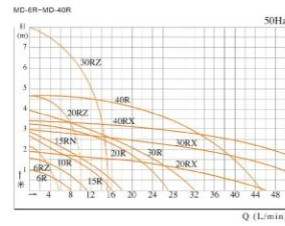


> SPECIFICATION

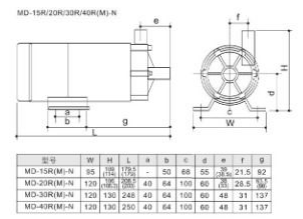
型号	Tube interface		Spiral interface		Max. Capacity L/min	Max. head m	Standard outlet m-L/min	Temperature	Specific weight	Motor		
	Inlet	Outlet	Outlet size (inch)	Tube						Output W	Input W	Phase
MD-6	14mm	14mm	-	-	8	1	0.8-2.8	0-80	1.2	3	22	1
MD-6Z	14mm	14mm	-	-	5.5	2.1	1.5-3.2	0-80	1.1	3	24	1
MD-10	14mm	14mm	-	-	11	1.5	1.5	0-75	1.1	6	35	1
MD-15R	14mm	14mm	G 3/4	13mm	16	2.4	1.5-8	0-80	1.3	19	26	1
MD-20R	18mm	18mm	G 3/4	16mm	27	3.1	2-17	0-80	1.1	20	40	1
MD-20RX	26mm	26mm	G 1	20mm	46	1.8	1-30	0-80	1.3	20	40	1
MD-20RZ	18mm	18mm	G 3/4	13mm	10	4.9	4-6	0-80	1.1	20	40	1



> PERFORMANCE CURVE



> DIMENSIONS



> SPECIFICATION

型号	Tube interface		Spiral interface		Max. Capacity L/min	Max. head m	Standard outlet m-L/min	Temperature	Specific weight	Motor		
	Inlet	Outlet	Outlet size (inch)	Tube						Output W	Input W	Phase
MD-30R	20mm	20mm	G 3/4	16mm	32	3.8	2.5-16	0-80	1.3	45	80	1
MD-30R(M)	20mm	20mm	G 3/4	16mm	32	3.8	2.5-16	0-80	1.3	45	80	1
MD-30RX	26mm	26mm	G 1	20mm	62	2.9	2-32	0-75	1.1	45	75	1
MD-30RZ	18mm	18mm	G 3/4	13mm	16	8	6-10	0-80	1.6	45	75	1
MD-40R	20mm	20mm	G 3/4	16mm	46	4.6	4-22	0-80	1.1	85	90	1
MD-40R(M)	20mm	20mm	G 3/4	16mm	46	4.6	4-22	0-80	1.1	85	90	1
MD-40RZ(m)	26mm	26mm	G 1	20mm	75	3.3	2-47	0-80	1.1	85	85	1
MD-40RZ	22mm	22mm	G 3/4	16mm	12	11.5	15-8	0-80	1.1	85	115	1
MD-55R	26mm	26mm	G 1	20mm	60	5.6	4-30	0-75	1.2	90	130	1
MD-55R(M)	26mm	26mm	G 1	20mm	60	5.6	4-30	0-80	1.2	90	130	1