

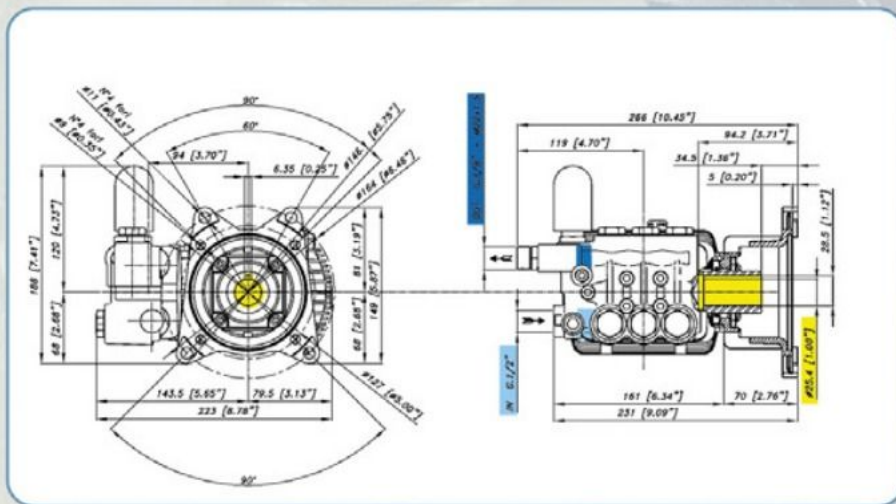

highest quality state of the art
 customized precision parts
WIMG-W 1"

CARATTERISTICHE - SPECIFICATIONS

IN	DIAMETER	Ø	1/2 BSP
	PRESS.	Min.	1 bar 15 PSI
		Max.	6 bar 87 PSI
TEMP.	Max.	60° C. 140° F.	
OUT	DIAMETER	Ø	3/8 BSP
SHAFT		Ø	HOLLOW 1"
OIL		SAE 75W 90	0.6 litri 0.16 U.S.G.
PESO WEIGHT		Kg / lbs	8.8 / 19.3



M SAE J609 -1"



Con valvola depressurizzatrice incorporata e eiettore detergente regolabile
 With unloader valve and adjustable injector built-in
 Avec régulateur de pression by-pass et éjecteur réglable incorporés
 Con válvula de regulación de presión y eyector regulable incorporados

WIMG-W 1" 3450 rpm

CARATTERISTICHE - FEATURES

PERFORMANCE CHART

CODICE PART NR.	MODELLO MODEL	PRESS MAX / MAX PRESSURE		PORTATA / FLOW		POTENZA / POWER			PIST. PLUNG. Dia. mm	CORSA STROKE mm
		Bar	PSI	L/min	GPM	KW	HP	HP engine		
04.8760.97.3	WIMG 4031-W	280	4000	11.8	3.1	6.4	8.6	11	15	7.2
04.8762.97.3	WIMG 4037-W	280	4000	14.1	3.7	7.7	10.3	12	15	8.6
04.8764.97.3	WIMG 4043-W	280	4000	16.1	4.3	8.7	11.7	14	15	9.8

highest state PRECISIONAL QUALITY OF THE ART highest customized QUALITY PRECISION

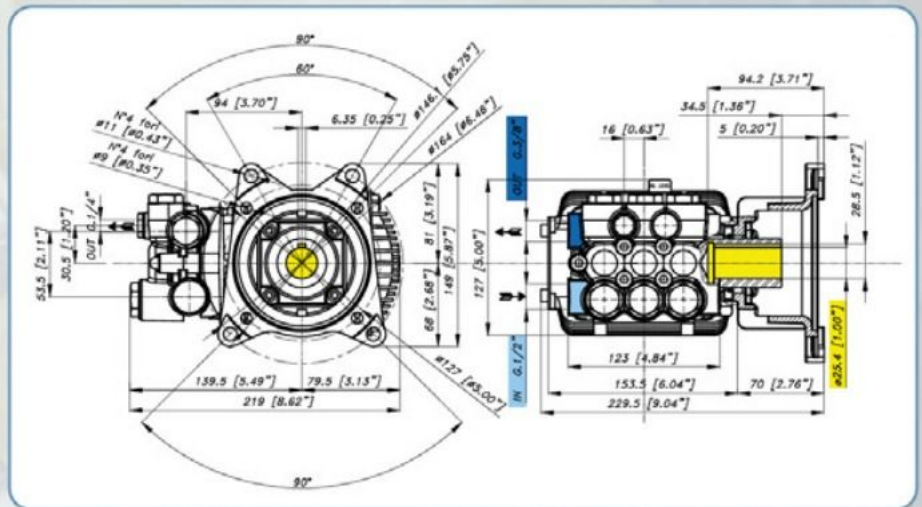

WMG 1"

CARATTERISTICHE - SPECIFICATIONS

IN	DIAMETER	Ø	1/2 BSP
	PRESS.	Min.	1 bar 15 PSI
		Max.	6 bar 87 PSI
TEMP.	Max.	60° C. 140° F.	
OUT	DIAMETER	Ø	3/8 BSP
SHAFT		Ø	HOLLOW 1"
OIL		SAE 75W 90	0.6 litri 0.16 U.S.G.
PESO WEIGHT		Kg / lbs	7.8 / 17.2



M SAE J609 -1"



WMG 1" 3450 rpm

CARATTERISTICHE - FEATURES

PERFORMANCE CHART

CODICE PART NR.	MODELLO MODEL	PRESS MAX / MAX PRESSURE		PORTATA / FLOW		POTENZA / POWER			PIST. PLUNG. Dia. mm	CORSA STROKE mm
		Bar	PSI	L/min	GPM	KW	HP	HP engine		
04.8600.97.3	WMG 4031	280	4000	11.8	3.1	6.4	8.6	11	15	7.2
04.8602.97.3	WMG 4037	280	4000	14.1	3.7	7.7	10.3	12	15	8.6
04.8604.97.3	WMG 4043	280	4000	16.1	4.3	8.7	11.7	14	15	9.8