



# 3S(4) SERIES



## Centrifugal pumps in AISI 304 with normalized motor and rigid coupling

Standardized centrifugal pumps with AISI 304 stainless steel construction. Suitable for supplying water in residential, commercial, agricultural and industrial systems, pressure boosting, firefighting, heating and air-conditioning systems. Also used for handling industrial liquids, irrigation, cooling towers, swimming pools, draining and washing systems.



Available in AISI 316



Sturdy construction



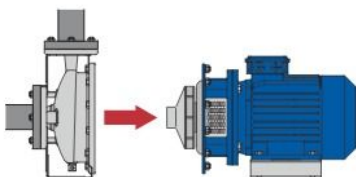
Volute obtained with hydro-forming process



High performances

### Materials

Pump body	AISI 304 stainless steel
Impeller	AISI 304 stainless steel
Shaft	AISI 304 stainless steel
Mechanical seal	Ceramic/Carbon/NBR (standard)
Motor support	Cast iron



### Back pull-out

Impeller, bracket and motor can be extracted without disconnecting the pump body from the piping for any maintenance operations

### Technical data

Max. working pressure	10 bar
Max. temperature of the liquid	-10°C ÷ +90°C for std, Q1AEGG, U3U3EGG, Q1Q1EGG, Q1U3EGG, U3CEGG versions -10°C ÷ +110°C for H, HS, HW, HSW versions -20°C ÷ +120°C for E version
MEI	> 0,4
Poles	2 and 4
Insulation class	F
Protection degree	IP55
Voltage	Three phase 230/400V ±10% (up to 4kW included) Three phase 400/690V ±10% (from 5,5kW and above)

### Accessories



#### Counterflanges kit

Page 389 - Galvanized, AISI 304 and AISI 316 counterflanges kit



#### Control systems

Page 362 - E-drive

Variable speed control systems

Page 367 - Control panels

1EP-E - QA50/B - QA60/C - SMART  
- QM1 - QT1 - QS1

### Options



#### Mechanical seal

Page 392 - H, HS, HS, HW, HSW, E, U3U3EGG, U3CEGG, Q1Q1EGG, Q1U3EGG, Q1AEGG

### Standard Motors

IEC Standard motor is used.

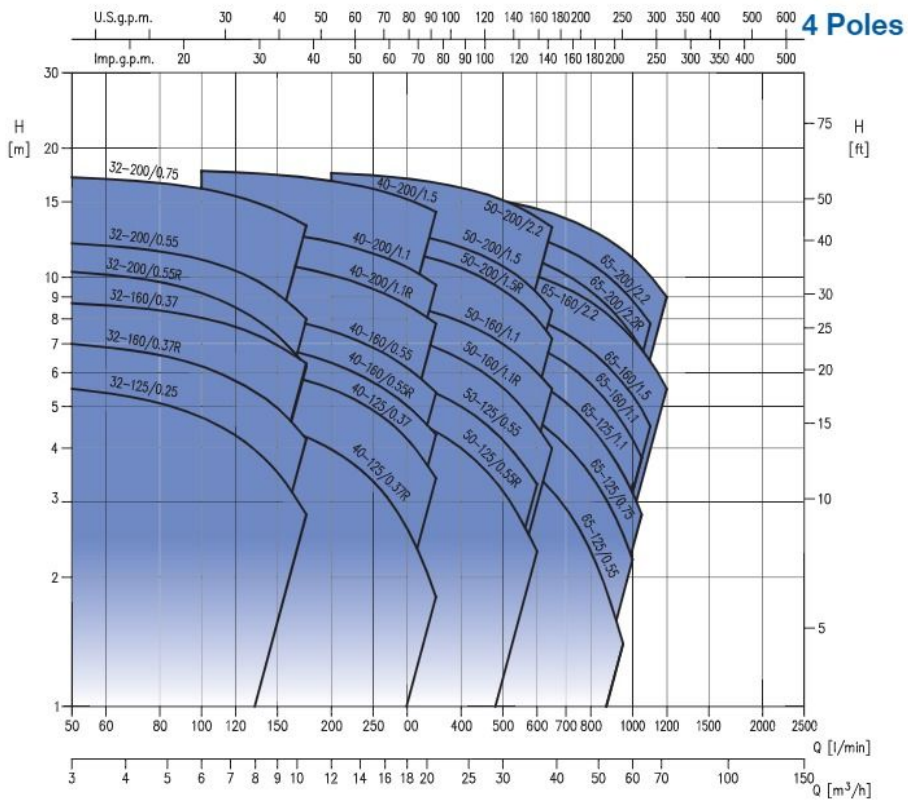
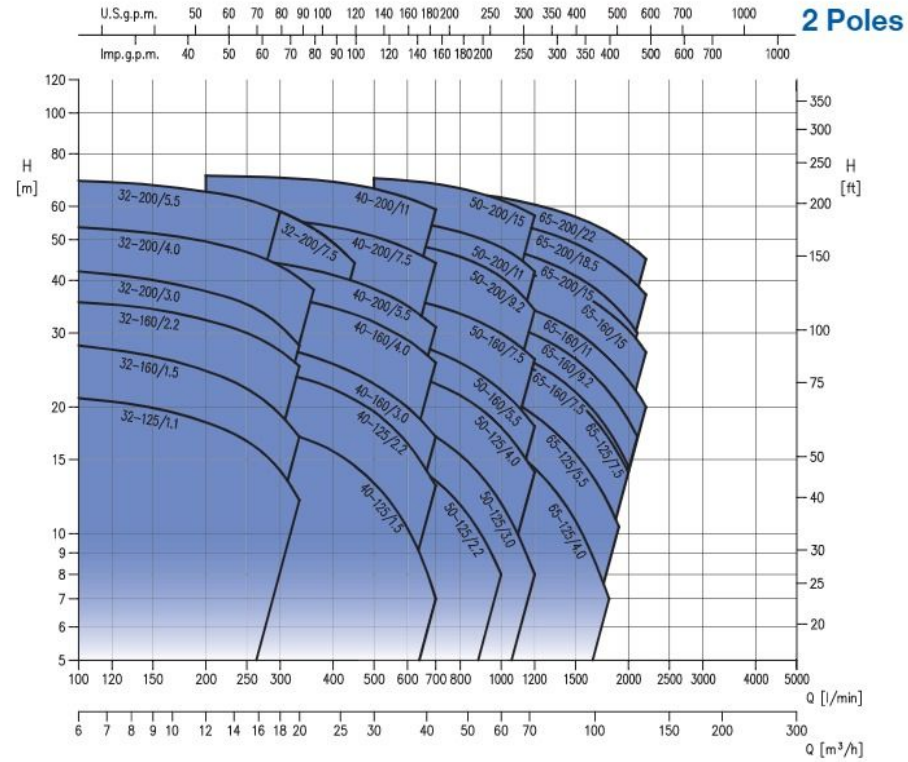
This makes easier to find a replacement motor, in case of necessity

# 3S(4) SERIES

Centrifugal pumps in AISI 304 with normalized motor and rigid coupling



3S(4) SERIES





# 3S SERIES



Centrifugal pumps in AISI 304 with normalized motor and rigid coupling

Three phase 230/400/690V													2 Poles								
Model	Code	HP	kW	Q=Flow rate												Abs. Curr. [A]			DNA	DNM	Weight [kg]
				l/min	100	200	300	360	450	600	700	800	1000	1200	230V	400V	690V				
				H=Total head [m]																	
				6	12	18	22	27	36	42	48	60	72								
3S/I 32-125/1,1	1308200004I	1,5	1,1	21,0	18,4	14,1	-	-	-	-	-	-	-	4,2	2,4	-	50	32	24,7		
3S/I 32-160/1,5	1308202404I	2	1,5	28,0	24,5	19,2	-	-	-	-	-	-	-	5,2	3,0	-	50	32	29,8		
3S/I 32-160/2,2	1308300004I	3	2,2	35,5	32,0	27,0	-	-	-	-	-	-	-	8,0	4,6	-	50	32	32,4		
3S/I 32-200/3,0	1318402404I	4	3	42,0	37,5	31,0	-	-	-	-	-	-	-	9,7	5,6	-	50	32	46,9		
3S/I 32-200/4,0	1318550004I	5,5	4	53,5	49,5	43,5	38,0	-	-	-	-	-	-	12,1	7,0	-	50	32	49,0		
3S/I 32-200/5,5	1318750006I	7,5	5,5	69,0	65,0	58,5	-	-	-	-	-	-	-	-	10,0	5,8	50	32	71,8		
3S/I 32-200/7,5	1318750004I	10	7,5	69,0	65,0	58,5	53,0	44,0	-	-	-	-	-	-	13,1	7,6	50	32	87,0		
3S/I 40-125/1,5	1328370004I	2	1,5	-	19,0	17,6	16,5	14,5	10,3	7,0	-	-	-	5,2	3,0	-	65	40	26,5		
3S/I 40-125/2,2	1328270004I	3	2,2	-	25,5	24,0	23,0	21,0	16,4	13,0	-	-	-	8,0	4,6	-	65	40	29,6		
3S/I 40-160/3,0	1328402404I	4	3	-	29,5	27,5	26,5	24,0	20,0	17,0	-	-	-	9,7	5,6	-	65	40	42,5		
3S/I 40-160/4,0	1328550004I	5,5	4	-	38,5	37,0	35,5	33,0	29,0	25,5	-	-	-	12,1	7,0	-	65	40	44,6		
3S/I 40-200/5,5	1338752404I	7,5	5,5	-	45,5	44,0	42,5	39,5	35,0	31,0	-	-	-	-	10,0	5,8	65	40	72,2		
3S/I 40-200/7,5	1338900004I	10	7,5	-	57,0	55,5	54,5	52,5	47,5	44,0	-	-	-	-	13,1	7,6	65	40	82,0		
3S/I 40-200/11,0	1338910006I	15	11	-	71,0	70,0	69,5	67,5	63,0	59,0	-	-	-	-	19,7	11,4	65	40	117,8		
3S/I 50-125/2,2	1338200004I	3	2,2	-	-	-	-	17,0	14,9	13,4	11,7	8,0	-	8,0	4,6	-	65	50	32,9		
3S/I 50-125/3,0	1338550004I	4	3	-	-	-	-	20,0	18,4	17,0	15,4	11,8	8,0	9,7	5,6	-	65	50	35,5		
3S/I 50-125/4,0	1338400004I	5,5	4	-	-	-	-	25,5	24,0	22,5	21,5	17,9	14,0	12,1	7,0	-	65	50	45,6		
3S/I 50-160/5,5	1338900006I	7,5	5,5	-	-	-	-	30,5	28,5	27,0	25,5	22,0	18,0	-	10,0	5,8	65	50	63,8		
3S/I 50-160/7,5	1338890006I	10	7,5	-	-	-	-	38,0	36,0	35,0	33,5	30,0	26,0	-	13,1	7,6	65	50	91,0		
3S/I 50-200/9,2	1338970006I	12,5	9,2	-	-	-	-	-	49,0	47,5	45,5	40,5	34,0	-	16,5	9,5	65	50	90,7		
3S/I 50-200/11,0	1338960006I	15	11	-	-	-	-	-	55,0	54,0	52,0	48,0	42,0	-	19,7	11,4	65	50	117,8		
3S/I 50-200/15,0	1338980006I	20	15	-	-	-	-	-	69,0	68,0	66,0	62,0	57,0	-	26,7	15,4	65	50	147,9		

Pumps supplied without counterflanges, see counterflanges kit on page 389  
 "SCA" version with drain plug available with a 5% increase on the price list.  
 "K2 SCA" version available: tropicalized motor with drain plug with 20% increase on the price list.  
 Pumps available in AISI 316, see page 72  
 Pump version in compliance with the 94/9/CE Directive on ATEX products (Group II, Category 2) available on request

Three phase 230/400/690V													2 Poles								
Model	Code	HP	kW	Q=Flow rate												Abs. Curr. [A]			DNA	DNM	Weight [kg]
				l/min	700	900	1300	1500	1700	1900	2100	2200	2300	230V	400V	690V					
				H=Total head [m]																	
				42	54	78	90	102	114	126	132	138									
3S/I 65-125/4,0	1362120004I	5,5	4	19,0	17,3	13,3	11,0	8,6	6,3	-	-	-	-	12,1	7,0	-	80	65	50,1		
3S/I 65-125/5,5	1362130004I	7,5	5,5	24,0	22,2	18,0	15,7	13,3	10,8	8,0	-	-	-	-	10,0	5,8	80	65	60,0		
3S/I 65-125/7,5	1362140004I	10	7,5	29,5	27,8	23,5	21,1	18,7	16,1	13,4	12,0	-	-	-	13,1	7,6	80	65	79,4		
3S/I 65-160/7,5	1363140004I	10	7,5	30,0	28,6	24,8	22,5	19,9	17,1	14,2	-	-	-	-	13,1	7,6	80	65	82,4		
3S/I 65-160/9,2	1363150004I	12,5	9,2	34,5	32,8	28,8	26,5	23,9	21,1	18,3	16,8	-	-	-	16,5	9,5	80	65	88,0		
3S/I 65-160/11,0	1363160004I	15	11	38,5	37,1	33,1	30,9	28,4	25,8	23,0	21,5	20,0	-	-	19,7	11,4	80	65	86,8		
3S/I 65-160/15,0	1363170004I	20	15	45,5	44,0	40,0	37,8	35,3	32,6	29,6	28,0	26,5	-	-	26,7	15,4	80	65	120,9		
3S/I 65-200/15,0	1364170004I	20	15	51,0	49,0	44,0	41,5	38,4	35,3	31,8	30,0	-	-	-	26,7	15,4	80	65	138,0		
3S/I 65-200/18,5	1364180004I	25	18,5	58,5	56,5	51,5	49,0	46,0	43,0	39,7	38,0	36,3	-	-	33,0	19,1	80	65	137,0		
3S/I 65-200/22,0	1364190004I	30	22	65,5	64,0	59,5	57,0	54,0	51,0	48,0	46,5	45,0	-	-	38,0	22,0	80	65	175,0		

Pumps supplied without counterflanges, see counterflanges kit on page 389  
 "SCA" version with drain plug available with a 5% increase on the price list.  
 "K2 SCA" version available: tropicalized motor with drain plug with 20% increase on the price list.  
 Pumps available in AISI 316, see page 72  
 Pump version in compliance with the 94/9/CE Directive on ATEX products (Group II, Category 2) available on request

3S(4) SERIES

# 3S4 SERIES



Centrifugal pumps in AISI 304 with normalized motor and rigid coupling (4 poles)

3S(4) SERIES

Three phase 230/400V													4 Poles							
Model	Code	HP	kW	Q=Flow rate												Abs. Curr. [A]		DNA	DNM	Weight [kg]
				l/min	50	100	150	200	250	300	350	400	500	650	230V	400V				
				m <sup>3</sup> /h	3	6	9	12	15	18	21	24	30	39	H=Total head [m]					
3S4 32-125/0,25	1278010004	0,33	0,25		5,5	4,7	3,5	-	-	-	-	-	-	-	-	1,6	0,9	50	32	15,4
3S4 32-160/0,37R	1278020104	0,5	0,37		7,0	6,2	5,0	-	-	-	-	-	-	-	-	2,1	1,2	50	32	18,5
3S4 32-160/0,37	1278020004	0,5	0,37		8,7	8,1	7,0	-	-	-	-	-	-	-	-	2,1	1,2	50	32	18,7
3S4 32-200/0,55R	1278030104	0,75	0,55		10,3	9,2	7,3	-	-	-	-	-	-	-	-	2,8	1,6	50	32	28,0
3S4 32-200/0,55	1278030004	0,75	0,55		12,0	11,0	9,2	-	-	-	-	-	-	-	-	2,8	1,6	50	32	33,0
3S4/l 32-200/0,75	1278050004l	1	0,75		17,1	16,1	14,3	-	-	-	-	-	-	-	-	3,1	1,8	50	32	29,5
3S4 40-125/0,37R	1288020104	0,5	0,37		-	4,8	4,5	4,0	3,4	2,6	1,8	-	-	-	-	2,1	1,2	65	40	16,2
3S4 40-125/0,37	1288020004	0,5	0,37		-	6,3	6,0	5,5	4,9	4,2	3,4	-	-	-	-	2,1	1,2	65	40	16,2
3S4 40-160/0,55R	1288030104	0,75	0,55		-	7,3	6,9	6,3	5,7	5,0	4,3	-	-	-	-	2,8	1,6	65	40	23,5
3S4 40-160/0,55	1288030004	0,75	0,55		-	8,6	8,1	7,5	6,9	6,2	5,4	-	-	-	-	2,8	1,6	65	40	23,5
3S4/l 40-200/1,1R	1288070104l	1,5	1,1		-	11,2	10,8	10,1	9,4	8,6	7,8	-	-	-	-	4,3	2,5	65	40	32,1
3S4/l 40-200/1,1	1288070004l	1,5	1,1		-	13,2	12,7	12,1	11,4	10,6	9,6	-	-	-	-	4,3	2,5	65	40	32,1
3S4/l 40-200/1,5	1288080004l	2	1,5		-	17,7	17,3	16,8	16,1	15,2	14,2	-	-	-	-	6,2	3,6	65	40	32,9
3S4 50-125/0,55R	1298030104	0,75	0,55		-	-	-	5,2	5,0	4,7	4,4	4,0	3,2	-	-	2,8	1,6	65	50	23,7
3S4 50-125/0,55	1298030004	0,75	0,55		-	-	-	6,2	6,0	5,7	5,4	5,0	4,2	-	-	2,8	1,6	65	50	23,7
3S4/l 50-160/1,1R	1298070104l	1,5	1,1		-	-	-	7,8	7,6	7,2	6,9	6,4	5,5	4,0	-	4,3	2,5	65	50	31,8
3S4/l 50-160/1,1	1298070004l	1,5	1,1		-	-	-	9,1	8,9	8,6	8,3	7,9	7,0	5,5	-	4,3	2,5	65	50	31,8
3S4/l 50-200/1,5R	1298080104l	2	1,5		-	-	-	12,1	11,8	11,4	11,0	10,5	9,3	7,2	-	6,2	3,6	65	50	34,5
3S4/l 50-200/1,5	1298080004l	2	1,5		-	-	-	13,3	13,0	12,7	12,2	11,8	10,6	8,4	-	6,2	3,6	65	50	34,5
3S4/l 50-200/2,2	1298100004l	3	2,2		-	-	-	17,5	17,3	17,0	16,6	16,2	15,1	13,1	-	10,2	5,9	65	50	43,4

Pumps supplied without counterflanges, see counterflanges kit on page 389  
 "SCA" version with drain plug available with a 5% increase on the price list.  
 "K2 SCA" version available: tropicalized motor with drain plug with 20% increase on the price list.  
 Pumps available in AISI 316, see page 72  
 Pump version in compliance with the 94/9/CE Directive on ATEX products (Group II, Category 2) available on request

Three phase 230/400V													4 Poles							
Model	Code	HP	kW	Q=Flow rate												Abs. Curr. [A]		DNA	DNM	Weight [kg]
				l/min	300	350	500	600	800	1000	1050	1100	1200	230V	400V					
				m <sup>3</sup> /h	18	21	30	36	48	60	63	66	72	H=Total head [m]						
3S4 65-125/0,55	1362030004	0,75	0,55		4,8	4,6	4,0	3,5	2,3	-	-	-	-	-	2,8	1,6	80	65	21,5	
3S4/l 65-125/0,75	1362040004l	1	0,75		6,0	5,8	5,2	4,6	3,5	2,2	-	-	-	-	3,1	1,8	80	65	30,0	
3S4/l 65-125/1,1	1362070004l	1,5	1,1		7,2	7,0	6,3	5,7	4,5	3,2	2,8	-	-	-	4,3	2,5	80	65	27,8	
3S4/l 65-160/1,1	1363070004l	1,5	1,1		-	8,1	7,4	6,9	5,7	4,2	3,8	-	-	-	4,3	2,5	80	65	28,8	
3S4/l 65-160/1,5	1363080004l	2	1,5		-	9,2	8,5	8,0	6,7	5,3	4,9	4,5	-	-	6,2	3,6	80	65	40,4	
3S4/l 65-160/2,2	1363100004l	3	2,2		-	11,3	10,6	10,1	8,8	7,2	6,8	6,4	5,5	-	10,2	5,9	80	65	46,4	
3S4/l 65-200/2,2R	1364100104l	3	2,2		-	12,4	11,6	10,9	9,3	7,3	6,8	-	-	-	10,2	5,9	80	65	42,9	
3S4/l 65-200/2,2	1364100004l	3	2,2		-	13,9	13,0	12,4	10,8	8,8	8,3	7,8	-	-	10,2	5,9	80	65	43,4	
3S4/l 65-200/3,0	1364110004l	4	3		-	15,8	15,1	14,4	12,9	11,1	10,6	10,1	9,0	-	11,8	6,8	80	65	48,5	

Pumps supplied without counterflanges, see counterflanges kit on page 389  
 "SCA" version with drain plug available with a 5% increase on the price list.  
 "K2 SCA" version available: tropicalized motor with drain plug with 20% increase on the price list.  
 Pumps available in AISI 316, see page 72  
 Pump version in compliance with the 94/9/CE Directive on ATEX products (Group II, Category 2) available on request