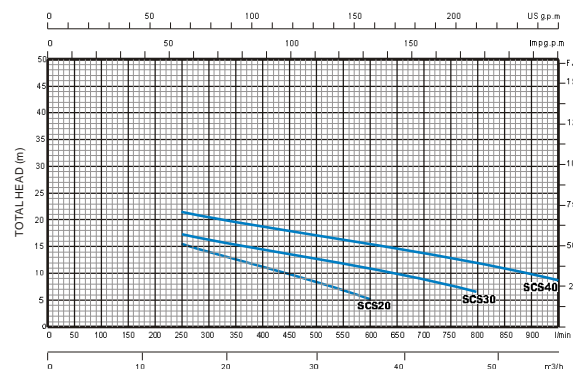


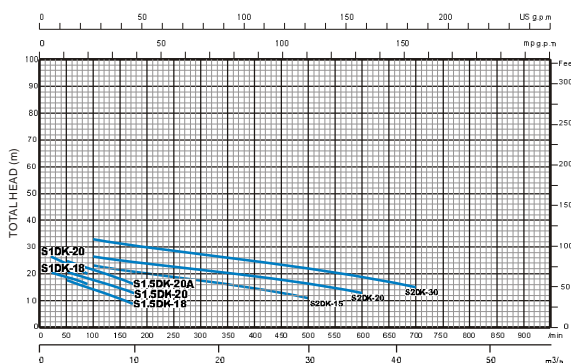
Series SCM

Code	Pompa Fump Pompe	HP HP CV	KW KW KW	Motore Motor Moteur	Aspirazione Mandata Suction Delivery	Prestazioni Performance Performances	Peso Weight (kg)
						Q (l/min) H (m)	
S020009	SCM22	0.50	0.37	230M	1 / 1	20-90 18-12	10.0
S020010	SCM32	0.75	0.55	230M	1 / 1	20-90 23-18	12.2
S020011	SCM28	1.00	0.75	230M	1 / 1	20-90 28-22	13.6



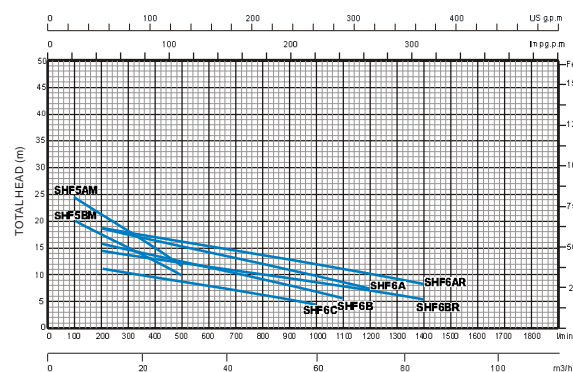
Series SCS

Code	Pompa Fump Pompe	HP HP CV	KW KW KW	Motore Motor Moteur	Aspirazione Mandata Suction Delivery	Prestazioni Performance Performances	Peso Weight (kg)
						Q (l/min) H (m)	
S020020	SCS20	2.00	1.50	230M	3 / 3	250-600 15-4	27.8
S020021	SCS30	3.00	2.20	230M	3 / 3	250-800 17-6	31.6
S020022	SCS40	4.00	3.00	230M	3 / 3	250-1000 21-8	33.2



Series SDK

Code	Pompa Fump Pompe	HP HP CV	KW KW KW	Motore Motor Moteur	Aspirazione Mandata Suction Delivery	Prestazioni Performance Performances	Peso Weight (kg)
						Q (l/min) H (m)	
S020012	S1DK-18	0.75	0.55	230M	1 / 1	20-90 20-15	9.0
S020013	S1DK-20	1.00	0.75	230M	1 / 1	20-90 26-18	12.0
S020014	S1.5DK-18	0.75	0.55	230M	1.5 / 1.5	50-150 18-10	10.5
S020015	S1.5DK-20	1.00	0.75	230M	1.5 / 1.5	50-200 20-12	13.0
S020016	S1.5DK-20A	1.50	1.10	230M	1.5 / 1.5	50-250 24-14	16.2
S020017	S2DK-15	1.50	1.10	230M	2 / 2	100-500 20-10	23.0
S020018	S2DK-20	2.00	1.50	230M	2 / 2	100-600 24-11	25.0
S020019	S2DK-30	3.00	2.20	230M	2 / 2	100-700 33-12	27.0



Series SHF

Code	Pompa Fump Pompe	HP HP CV	KW KW KW	Motore Motor Moteur	Aspirazione Mandata Suction Delivery	Prestazioni Performance Performances	Peso Weight (kg)
						Q (l/min) H (m)	
S020023	SHF5BM	1.50	1.10	230M	2 / 2	100-500 20-9	21.0
S020024	SHF5AM	2.00	1.50	230M	2 / 2	100-500 24-11	22.2
S020025	SHF6C	1.50	1.10	230M	3 / 3	200-1000 11-4	28.5
S020026	SHF6B	2.00	1.50	230M	3 / 3	200-1100 15-5	29.6
S020027	SHF6A	3.00	2.20	230M	3 / 3	200-1200 18-7	33.0
S020028	SHF6BR	2.00	1.50	230M	4 / 4	200-1400 14-5	30.0
S020029	SHF6AR	3.00	2.20	230M	4 / 4	200-1400 18-8	36.0