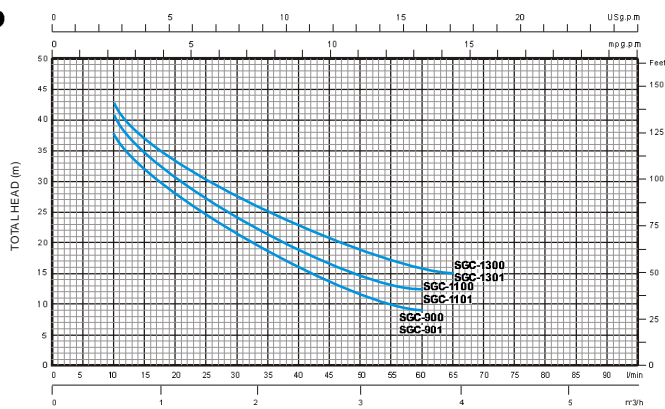
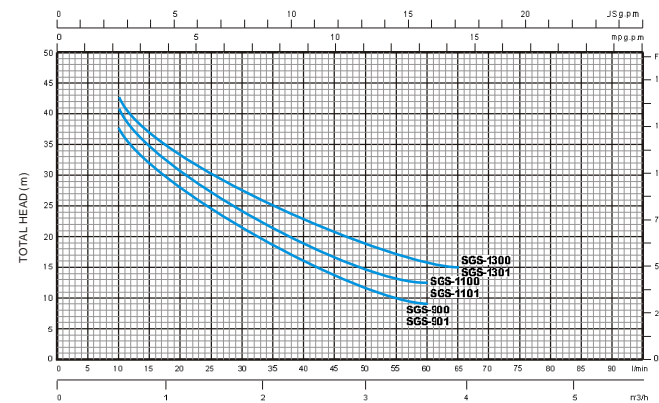


GARDEN PUMP



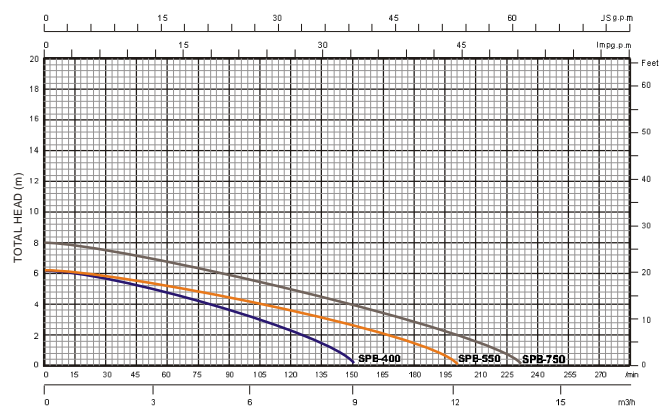
Series SGC - Plastic pump body Garden Jet Pump

Code	Pompa Fun.p Fon.pe	HP hP CV	KW KW KW	Motore Moteur Moteur	Aspirazione Mandata Suction Delivery	Prestazioni Performance Performances	Peso Weight (kg)
						Q (l/min) H (m)	
S050001	SGC-900	1.20	0.90	230M	1 / 1	10-60 36-9	11
S050002	SGC-1100	1.50	1.10	230M	1 / 1	10-60 41-13	11.5
S050003	SGC-1300	1.75	1.30	230M	1 / 1	10-60 43-17	13.5
S050004	SGC-901	1.20	0.90	230M	1 / 1	10-60 36-9	11
S050005	SGC-1101	1.50	1.10	230M	1 / 1	10-60 41-13	11.5
S050006	SGC-1301	1.75	1.30	230M	1 / 1	10-60 43-17	13.5



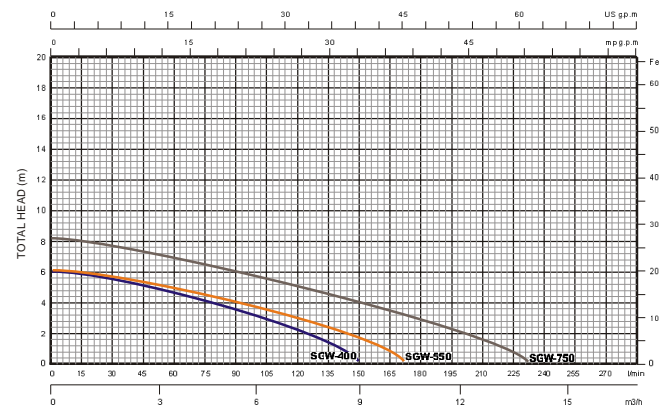
Series SGS - S/S pump body Garden Jet Pump

Code	Pompa Fun.p Fon.pe	HP hP CV	KW KW KW	Motore Moteur Moteur	Aspirazione Mandata Suction Delivery	Prestazioni Performance Performances	Peso Weight (kg)
						Q (l/min) H (m)	
S050007	SGS-900	1.20	0.90	230M	1 / 1	10-60 36-9	11
S050008	SGS-1100	1.50	1.10	230M	1 / 1	10-60 41-13	11.5
S050009	SGS-1300	1.75	1.30	230M	1 / 1	10-60 43-17	13.5
S050010	SGS-901	1.20	0.90	230M	1 / 1	10-60 36-9	11
S050011	SGS-1101	1.50	1.10	230M	1 / 1	10-60 41-13	11.5
S050012	SGS-1301	1.75	1.30	230M	1 / 1	10-60 43-17	13.5



Series SPB - Garden Drainage Pump (for Sewage)

Code	Pompa Fun.p Fon.pe	HP hP CV	KW KW KW	Motore Moteur Moteur	Aspirazione Mandata Suction Delivery	Prestazioni Performance Performances	Peso Weight (kg)
						Q (l/min) H (m)	
S050026	SPB-400	0.55	0.40	230M	1 / 1	40-100 6-4	5.1
S050027	SPB-500	0.70	0.50	230M	1 / 1	40-100 7-5	6.2
S050028	SPB-750	1.00	0.75	230M	1 / 1	40-120 8-6	6.5



Series SGW - Garden Drainage Pump (for Sewage) S/S Version

Code	Pompa Fun.p Fon.pe	HP hP CV	KW KW KW	Motore Moteur Moteur	Aspirazione Mandata Suction Delivery	Prestazioni Performance Performances	Peso Weight (kg)
						Q (l/min) H (m)	
S050018	SGW-400	0.55	0.40	230M	1 / 1	20-100 6-4	7.0
S050019	SGW-500	0.75	0.55	230M	1 / 1	20-100 7-4	7.2
S050020	SGW-750	1.00	0.75	230M	1 / 1	40-120 8-5	7.4

